



Performer P26(S)

In this documentation you will find information about:

- Placement
- Connection
- Maintenance
- Options
- Flying system
- Dynamic Damping Control™
- Recommendations
- Technical specifications

Placement

The P26(S) can be placed directly on a Performer P16(S) bass cabinet or on a tube stand in combination with the optional stand adapter. For exact positioning the road version has sliding feet which will put the P26S topcabinet exactly into place. With the standard Uni-Rig™ flying system, the P26(S) cabinet can easily be flown as well.

Connection

The P26(S) has an 8-pole Speakon connector and should be connected to the connector panel of the appropriate power rack which comes with the Performer system. Because the P26(S) is a mid/high frequency cabinet it must be connected to the 'mid/high' output of the connectorpanel (see illustration below).

Maintenance

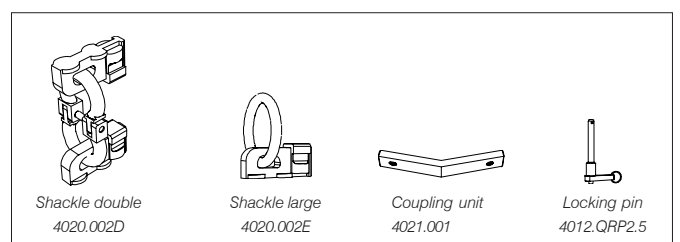
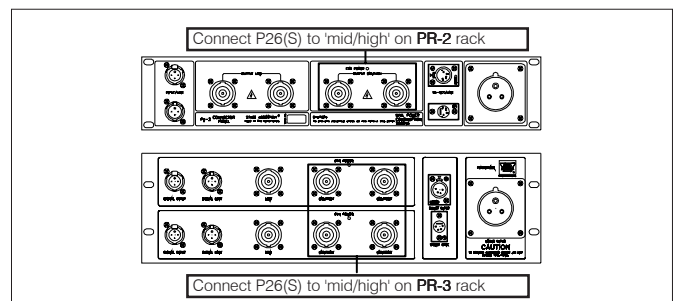
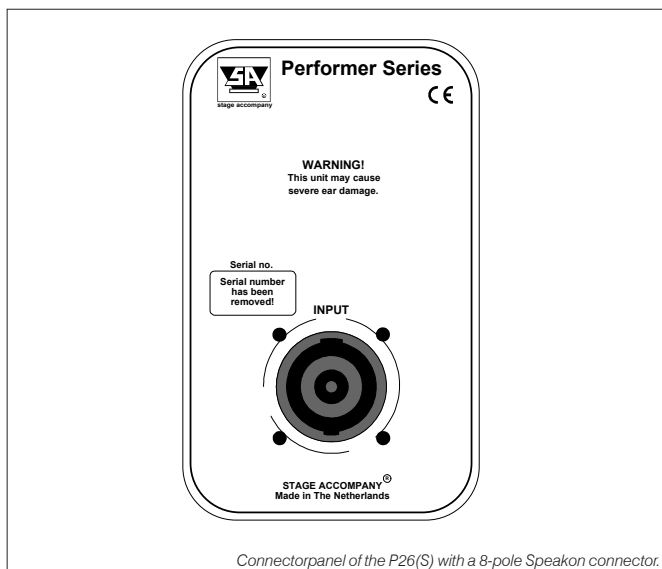
Maintenance on the P26(S), especially on the drivers is best left to official Stage Accompany service personnel. However, cleaning of the housing can easily be done by yourself with a damp, non fluffing cloth.

Options

The P26 and P26S are standard finished in SA Black. The standard version (P26) is also available in any possible RAL color (Multi Color Option™). On the P26(S) there is also a stand adapter available for placement on a tube stand.

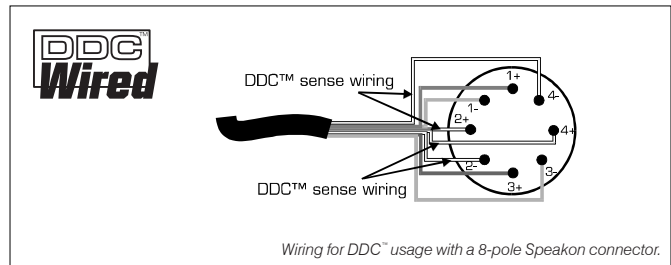
Flying system

The P26(S) is equipped with the Uni-Rig™ flying system. The accompanying "fly-ware" can be ordered at your local Stage Shop or dealer.



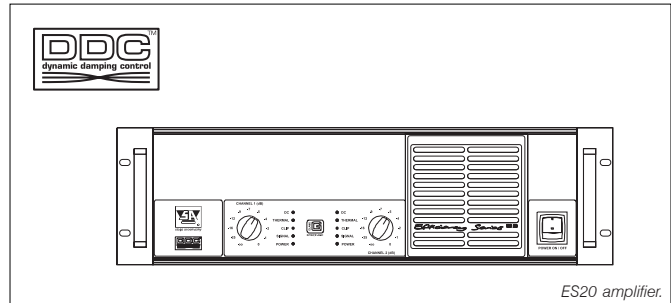
Dynamic Damping Control DDC™

For absolute top quality sound reproduction, the P26(S) is completely pre wired for Dynamic Damping Control™. The DDC™ system is based on 2 loudspeaker wires that return from the speaker to the (SA) amplifier. Through these "sense wires" the amplifier can compensate the speaker cable and connector resistance, ensuring maximum control over the speaker cone movement.



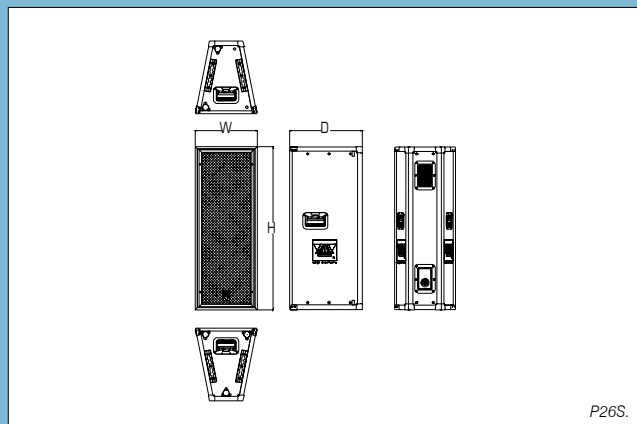
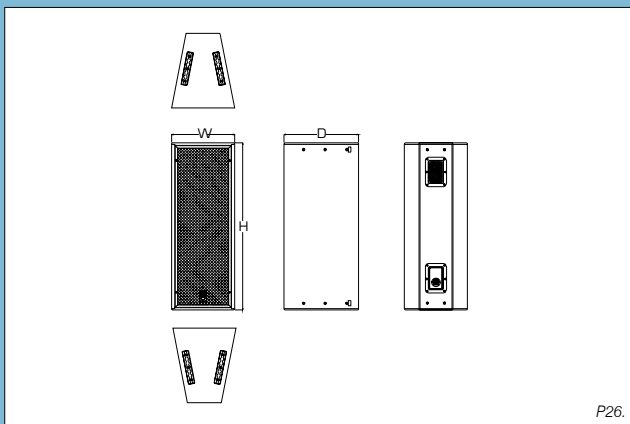
Recommendation

To use the P26(S) we recommend the ES20 amplifier, which comes with a Performer system. This amplifier is standard equipped with DDC™, resulting in a virtually infinite amplifier damping factor at the speaker terminals. For best possible function of the DDC™ system, use Stage Accompany 8-pole LW Speakon cable (Caution! to avoid damage to your cabinets; do not use the P26(S) programmed EFN-DP with cabinets other than the P26(S)).



Technical specifications

Frequency response	: 80 Hz - 30 kHz (+/- 3dB)
Drivers	: 2 x SA 1202 LF driver; 1 x SA 8535P MF/HF driver
Cross-over frequency	: 1000 Hz
Recom. low cross-over freq.	: 100 Hz
Nominal impedance	: 4 Ohm (LF) 13 Ohm (HF)
Sensitivity @ 1W/1m	: 103 dB (LF) 107 dB (HF)
Max. RMS power	: 800 W (LF) 120 W (HF)
Max. Peak power	: 2000 W (LF) 1000 W (HF)
SPL program/peak (dB)	: 132/136 (LF), 128/137 (HF)
Dispersion (2 kHz H x V)	: 70° x 40°
Color	: SA Black, other colors on request
Front	: Expanded metal grille + acoustic transparent cloth
Connectors	: 1 x 8 pole Speakon; 1 x Input
Physical dimensions (h x w x d)	: P26 1008 x 380 x 450 mm (39.7 x 15.0 x 17.7 in.) P26S 1013 x 385 x 455 mm (39,9 x 15.2 x 17.9 in.)
Weight	: P26 45 kg (99 lb), P26S 50 kg (110 lb)



Stage Accompany
Anodeweg 4
1627 LJ HOORN
The Netherlands
Tel: +31 (0)229 282930
Fax: +31 (0)229 282920
E-mail: info@StageAccompany.com

© Copyright 2001-2005 Stage Accompany.

The information in this document is continually being developed. Whilst every effort has been made to make it as accurate as possible, no warranty of accuracy is made or implied by the makers. Stage Accompany shall have neither liability, nor responsibility to any person or entity with respect to loss or damages in connection with or arising from the information contained in this document.

www.StageAccompany.com

That's How Music Should Sound!