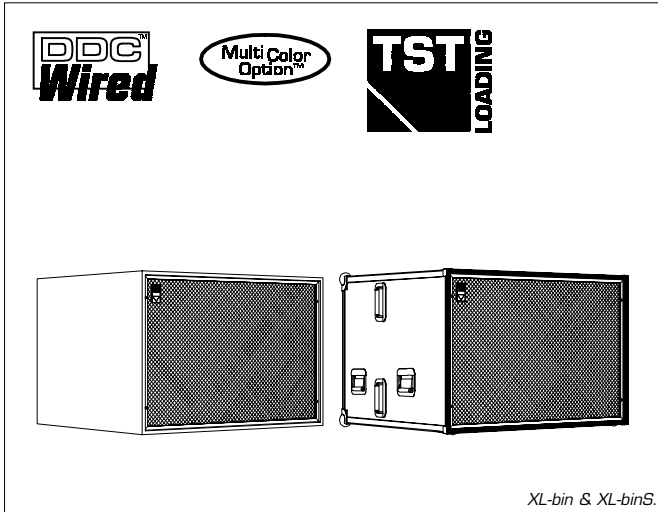




stage accompany

Technical specifications XL-bin & XL-binS



XL-bin(S)

In this documentation you will find information about:

- Placement
- Connection
- Maintenance
- Options
- Dynamic Damping ControlTM
- Recommendations
- Technical specifications

Placement

The XL-bin(S) should be placed on the floor. Please note that bass-response may vary with the position of the cabinet, through "acoustic coupling" (floor, ceiling and wall reflections).

Connection

The XL-bin(S) has one 8-pole and two 4-pole Speakon connectors and should be connected to the connector panel of the appropriate power rack which comes with the Performer system. Because the XL-bin(S) is a low frequency cabinet it must be connected to the 'low' output of the connectorpanel. (see illustration below)

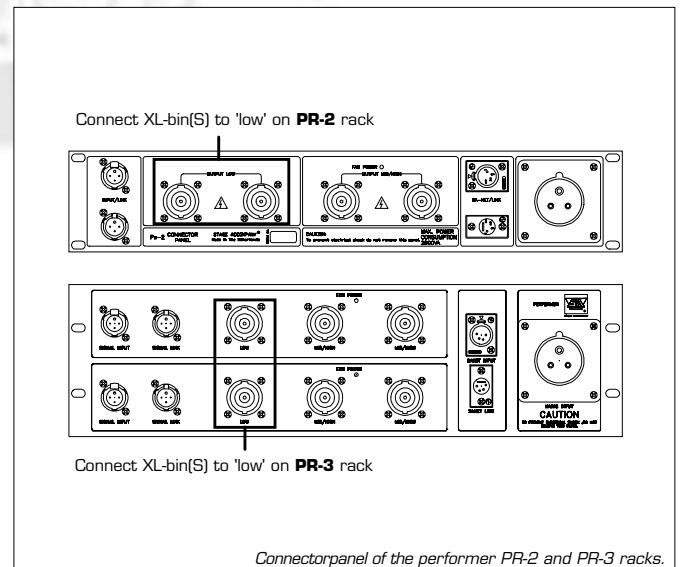
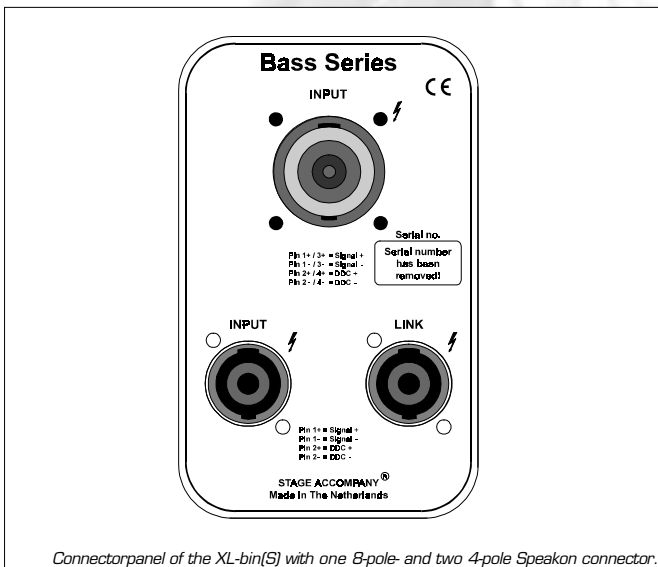
When the XL-bin(S) is used in combination with an ES Series amplifier, use the appropriate filtering module inside the amplifier. Then connect the XL-bin(S) to the normal output connector of the ES Series amplifier.

Maintenance

Maintenance on the XL-bin(S), especially on the drivers is best left to official Stage Accompany service personnel. However, cleaning of the housing can easily be done by yourself with a damp, non fluffing cloth.

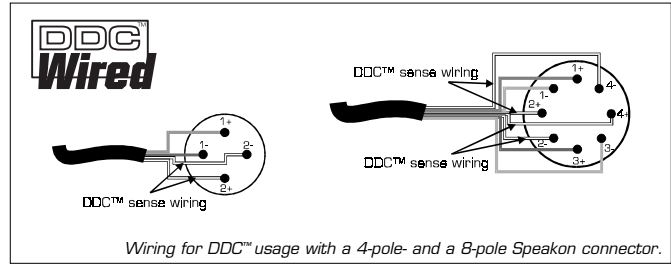
Options

The XL-bin and XL-binS are finished in blue or black. The standard version (XL-bin) is also available in any possible RAL color (Multi Color OptionTM).



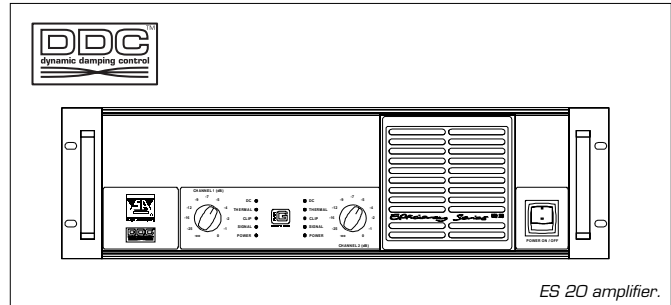
Dynamic Damping Control (DDC™)

For absolute top quality sound reproduction, the XL-bin(S) is completely pre wired for Dynamic Damping Control™. The DDC™ system is based on 2 loudspeaker wires that return from the speaker to the (SA) amplifier. Through these "sense wires" the amplifier can compensate the speaker cable and connector resistance, ensuring maximum control over the speaker cone movement.



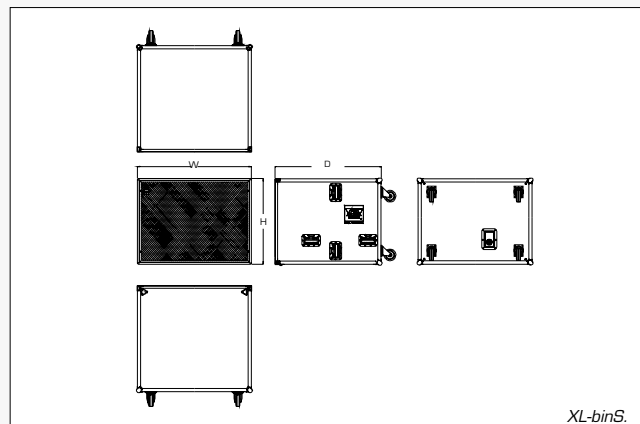
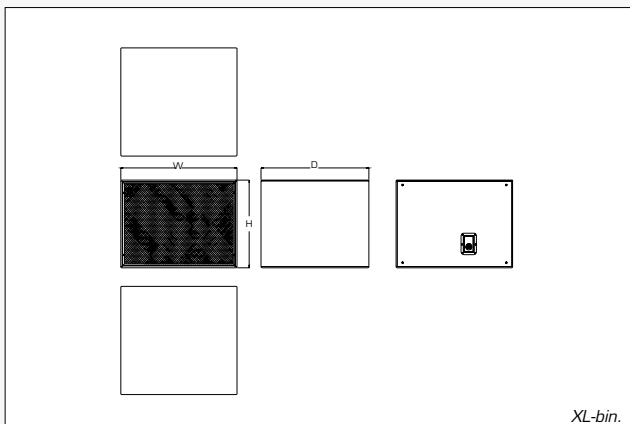
Recommendations

To use the XL-bin(S) separately from the Performer system we recommend the ES 20 power amplifier. This amplifier is standard equipped with DDC™, resulting in a virtually infinite amplifier damping factor at the speaker terminals. To use the DDC™ system with an ES 20 amplifier, use Stage Accompany 4-pole LW Speakon cable (*note: use the 8-pole LW Speakon cable for the Performer PR-2 and PR-3 racks!*). The ES 20 's Extended Function Network (EFN™) module can provide suitable filtering within the amplifier.



Technical specifications

- Frequency response : 52 Hz - 135 Hz (+/- 3dB)
- Recommended crossover freq. : 100 Hz - 135 Hz
- Drivers : 2 x SA 1513 LF driver
- Nominal impedance : 4 Ω
- Sensitivity @ 1W/1m : 107 dB
- SPL program/peak : 136/140 dB
- Max. RMS power : 800 W
- Max. Peak power : 2000 W
- Color : Blue, black, other colors on request
- Front : Expanded metal grille + acoustic transparent cloth
- Connectors : 1 x 8 pole Speakon, 2 x 4 pole Speakons
- Physical dimensions (h x w x d) : XL-bin 730 x 970 x 900 mm (28.7 x 38.2 x 35.4 in.)
 XL-binS 732 x 972 x 905 mm (28.8 x 38.3 x 35.6 in.)
- Weight : XL-bin 75 kg (165 lb), XL-binS 83 kg (183 lb)



Stage Accompany
Anodeweg 4
1627 LJ HOORN
The Netherlands
Tel: +31 (0)229 282930
Fax: + 31 (0)229 282920
E-mail: info@StageAccompany.com

© Copyright 1999 Stage Accompany.
 The information in this document is continually being developed. Whilst every effort has been made to make it as accurate as possible, no warranty of accuracy is made or implied by the makers. Stage Accompany shall have neither liability, nor responsibility to any person or entity with respect to loss or damages in connection with or arising from the information contained in this document.

www.StageAccompany.com

A NEW WORLD OF SOUND!®